



**Register and Pay Online
using "FOCUS" software.**

All Registration and
Payments **MUST** be
done via "FOCUS"

Todos los registros y pagos
DEBEN hacerse a través de
"FOCUS"

All Parents need to obtain a "Parent Pin" from the school to add child (ren) to parent account.

A rectangular button with a dark grey background and the word "Parents" written in white text.

See School Staff to obtain "Parent Pin"

Please have Photo ID available.

Todos los padres deben obtener un "Pin de padres" de la escuela para poder agregar hijo (s) a la cuenta.

A rectangular button with a dark grey background and the word "Parents" written in white text.

Consulte con el personal de la escuela para obtener el "Pin del padre" - tenga una identificación con foto disponible

Step 1

How to Create a Parent Portal Account

To access the Parent Portal:

- Go to www.dadeschools.net
 - Click on Parents tab
 - Click on **Create Account**
 - Read the **M-DCPS Acceptable Use Policy**
 - If you agree with the terms, click **I Agree**
 - Click Next
 - Complete sections 1 through 4 and click **Register** (an email will be sent to the email address used to create account)
 - On the "Thank You Page", click on **Click here to exit**
 - Login into your email account to view the email message sent to you from M-DCPS to complete your registration. Click on the link on the email.
- Please wait while your parent portal account is created. A Thank you message will be displayed with your new username (Parent ID number). You will need this Parent ID number to login to your Parent Portal Account.

How to Add a Student to the M-DCPS Parental Portal

- Click **Click here to Login**
- Go to www.dadeschools.net
- Click on the **Parent Tab**
- Click **Login to Parent Portal**
- Type your **Parent Username** (begins with a P) and **Password**
- Click **Login**
- Click **Add/Remove Student**
- Type the **Student ID number** (**seven-digit** number obtained by a parent with photo identification in the main office)
- Type the **Parent PIN number** (**six-digit** number obtained by a parent with photo identification in the main office)
- Type **Home Zip Code**
- Type **Date of Birth** (mm/dd/yyyy)
- Click **Yes or No** if student was born in the U.S.
- Select **Birth State** (or Country if not born in the U.S.)
- Click the green **Click to add** arrow
- Allow 24 hours to process

Step 2

Before & After School Care Program Registration Procedures in order to Register and Pay Online using "FOCUS" software.

**Web Browsers to use:
*Chrome *Firefox *Safari**

1. Go to www.dadeschools.net
2. Click on "Parents" tab
3. Click on Login to Parent Portal
4. Log into your Parent Portal using your username and password (**if you do not have a Parent Portal account follow the instructions on the back to create one**). Please note, it may take up to **48 hours** to be linked to your child
5. Click Login
6. Click **Apps/Services/Sites on the top**
7. Click **Focus-Registration and Online Payment for Community Education/Before & After School**
8. Click **Purchase and Pay** – it will send you to the Emergency Contact Information to be complete per child(ren). If you have an additional child, select the correct child from the home screen on the top right-hand side and follow steps 8-15.
9. On the **school dropdown**, Select your school name.
10. Search for the Before and/or After Care Program that you would like to Purchase. **Double check the dates you want to purchase** (service period)
11. Click the green tab to **Add to Cart**
12. Make sure the program(s) you select appear on the right. If all is correct, click on the **green Checkout tab**
13. Verify the following:
 - ✓ Program (s) you are purchasing
 - ✓ Name of School of your child(ren)
 - ✓ Service Period Date (s) you are purchasing (After Care)
 - ✓ Student Name
 - ✓ Cost of Program
14. Click Continue to purchase
15. Complete all fields marked with an *
16. Click on the green tab **Complete Checkout**
17. Print receipt (the receipt will reflect the student's schedule)

**Web Browsers to use:
Chrome / Firefox / Safari**

Paso 1

COMO CREAR UNA CUENTA PARA PADRES

Para acceder al Portal de Padres:

- Ira www.dadeschools.net
 - Haga clic en **"Parents"**
 - Haga clic en **Create Account**
 - Lea la Política de uso aceptable de M-DCPS
 - Si está de acuerdo con los términos, haga clic en **I Agree**
 - Haga clic en **Next**
 - Complete las secciones 1 a 4 y haga clic en **Register** (se enviará un correo electrónico a la dirección de correo electrónico utilizada para crear la cuenta)
 - En la pagina "Thank you" ", haga clic en **Click here to exit**
 - Inicie sesión en su cuenta de correo electrónico para ver el correo electrónico de M-DCPS para completar su registro. Haga clic en el enlace en el correo electrónico.
- Espere mientras se crea su cuenta en el portal. Se mostrará un mensaje de agradecimiento con su nuevo nombre de usuario (Parent ID number). Necesitará este número de identificación de los padres para iniciar sesión en su cuenta del

COMO AGREGAR UN ESTUDIANTE AL PORTAL DE PADRES M-DCPS

- Haga clic en **Click here to Login**
- Ir a www.dadeschools.net
- Haga clic en **"Parents"**
- Haga clic en **Login to Parent Portal**
- Escriba su nombre de usuario principal (comienza con una P) y contraseña
- Haga clic en Login
- Haga clic en **Add/Remove Student**
- Escriba el **Student ID number** (número de siete dígitos obtenido por un padre con una identificación con foto en la oficina principal)
- Escriba el **Parent PIN number** (número de seis dígitos obtenido por un padre con identificación con foto en la oficina principal)
- Escriba el código postal de su casa
- Escriba la Fecha de nacimiento (mm / dd / aaaa) de su hijo
- Haga clic en **Yes** or **No** si el estudiante nació en los EE. UU.
- Seleccione Estado de nacimiento (o País si no nació en los EE. UU.)
- Haga clic en la flecha verde **Click to add** para agregar
- Permitir 24 horas para procesar

Paso 2

PROCEDIMIENTOS PARA REGISTRARSE Y PAGAR EN LÍNEA EL PROGRAMA DE ANTES Y DESPUÉS DE LA ESCUELA EL PROGRAMA "FOCUS"

Navegadores web para utilizar:

* Chrome * Firefox * Safari

1. Ira www.dadeschools.net
2. Haga clic en **"Parents"**
3. Haga clic en Login to Parent Portal
4. Inicie sesión en su Portal para padres usando su nombre de usuario y contraseña (**si no tiene una cuenta en el Portal para padres, siga las instrucciones que aparecen en la parte posterior**). Tenga en cuenta que puede tardar hasta **48 horas** en estar vinculado a su hijo en el portal
5. Haga clic en Login
6. Haga clic en **Apps/Services/Sites** en la parte superior
7. Haga clic en **Focus-Registration and Online Payment for Community Education/Before & After School**
8. Haga clic en **Purchase and Pay-** lo mandara a llenar la información de contacto de emergencia obligatoriamente. Si tiene un hijo adicional, seleccione el niño correcto en la pantalla de inicio en la parte superior derecha y siga los pasos 8-15.
9. En el **menú de la escuela**, seleccione el nombre de su escuela.
10. Busque el Programa de Antes y/o Después del Cuidado de la Escuela que le gustaría comprar. Verifique las fechas que desea comprar (período de servicio)
11. Haga clic en la pestaña verde **Add to Cart**
12. Asegúrese de que los programas que seleccione aparezcan a la derecha. Si todo es correcto, haga clic en la pestaña verde **Checkout tab**
13. Verifique lo siguiente:
 - ✓ Programa (s) que está comprando
 - ✓ Nombre de la escuela de su (s) hijo (s)
 - ✓ Fecha del período de servicio que está comprando (After Care)
 - ✓ Nombre del estudiante
 - ✓ Costo del programa
14. Haga clic en **Continue to purchase**
15. Completa todos los campos marcados con un *
16. Haga clic en la pestaña verde **Complete Checkout**
17. Imprima el recibo (el recibo reflejará el horario del estudiante)

Navegadores web para utilizar:
Chrome / Firefox / Safari

Step #1

www.dadeschools.net

Web Browsers to use:
Chrome / Firefox / Safari

The screenshot shows the DadeSchools.net website. At the top, there is a navigation menu with links for Discover M-DCPS, Calendar, Committees, Directories, News, Schools, School Board, Superintendent, Portal, and Jobs. Below this is a secondary menu with links for Students, Parents (circled in blue), Employees, Community, and Bond. The main content area features a large banner for the "2020 - 2021 Reopening of Schools Website". Below the banner are five featured sections: "Reopen SMART / Return SAFE: M-DCPS Reopening Guide", "Mental Health Services", "Apply Today!", "Enroll in M-DCPS", and "Important Immunization Information". At the bottom of the page, there are sections for "Welcome to Miami-Dade County Public Schools", "Highlights", and "Resources".

2020 - 2021 Reopening of Schools Website

Reopen SMART / Return SAFE: M-DCPS Reopening Guide
English
Spanish
Creole

Mental Health Services
Support for students and families is ongoing during Stage II. Contact your child's school, the Mental Health Services Parent/Student Assistance Line at (305) 995-7100 or click here for support, services and resources.
For employee support, contact the Employee Assistance Program at (305) 995-7111 or click here for both EAP and Your Mental Health website.

Apply Today!
Magnet school applications are now open for the 2021-2022 school year.
Click here to submit your application before January 15.

Enroll in M-DCPS
Your child's education is your choice...don't miss the opportunity to enroll in one of our schools today!
Enrollment Flyer
New Student Registration Guide
Registration Packet
Click here for more information.

Important Immunization Information
ALL students must meet Florida immunization requirements to be in school, whether attending physically, or online.
NEW! Immunization Hubs
Locations for free or low-cost immunizations:
Federally Qualified Health Centers
UM Pediatric Mobile Clinic
Florida Department of Health Sites

Welcome to Miami-Dade County Public Schools
Miami-Dade County Public Schools is the fourth largest school district in the United States, comprised of 392 schools, 345,000 students and over 40,000 employees. Located at the southern end of the Florida peninsula, the school district stretches over 2,000 square miles of diverse and vibrant communities ranging from rural and suburban to urban cities and municipalities. A truly global community, district students speak 50 different languages and represent 160 countries.

Highlights

- 2020 Benefits
- 2020 New Hire Benefits (Employees hired after 1/1/18)
- 5 year Capital Plan
- Accountability Report

Resources

- Adult ED Classes
- Adult Tech. Ed.
- Assistive Technology
- Be Safe
- Budget Resource Center

Step #2



2020 - 2021 Reopening of Schools Website

Parents



Parents are the Most Important Influence in a Child's Education.

[Login to Parent Portal](#)

[Forgot Username/Password?](#) | [Create Account](#)

What you need to know before logging in...

To add students to a new Parent Account you must obtain the following:

- Your child's M-DCPS Student ID
- Parent 5-digit PIN number (To obtain a PIN you must visit your child's school.)
- Student's date of birth (DOB)
- Student's birth place: state or country
- Student's zip code

Step #3

Parent Toolbox

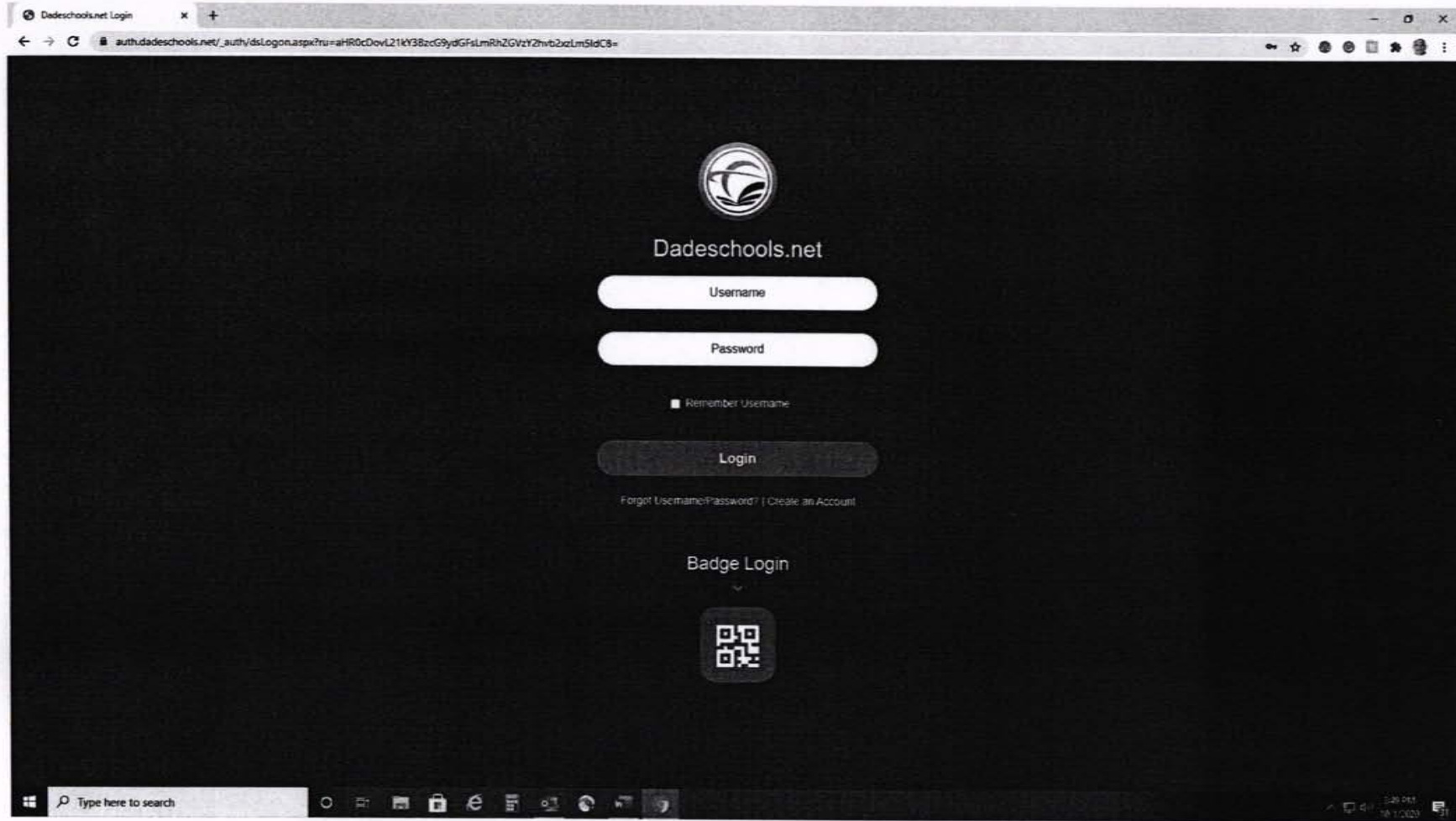
- Find Your School
- Free & Reduced Price Meal Application
- Forget Password or ID
- Physicians/Therapists Resources
- PTA / PTSA
- Report Card Info.
- School Volunteers
- SCRUB
- Special Education
- Parent FAQs
- The Parent Academy
- User Guides

Parent Highlights

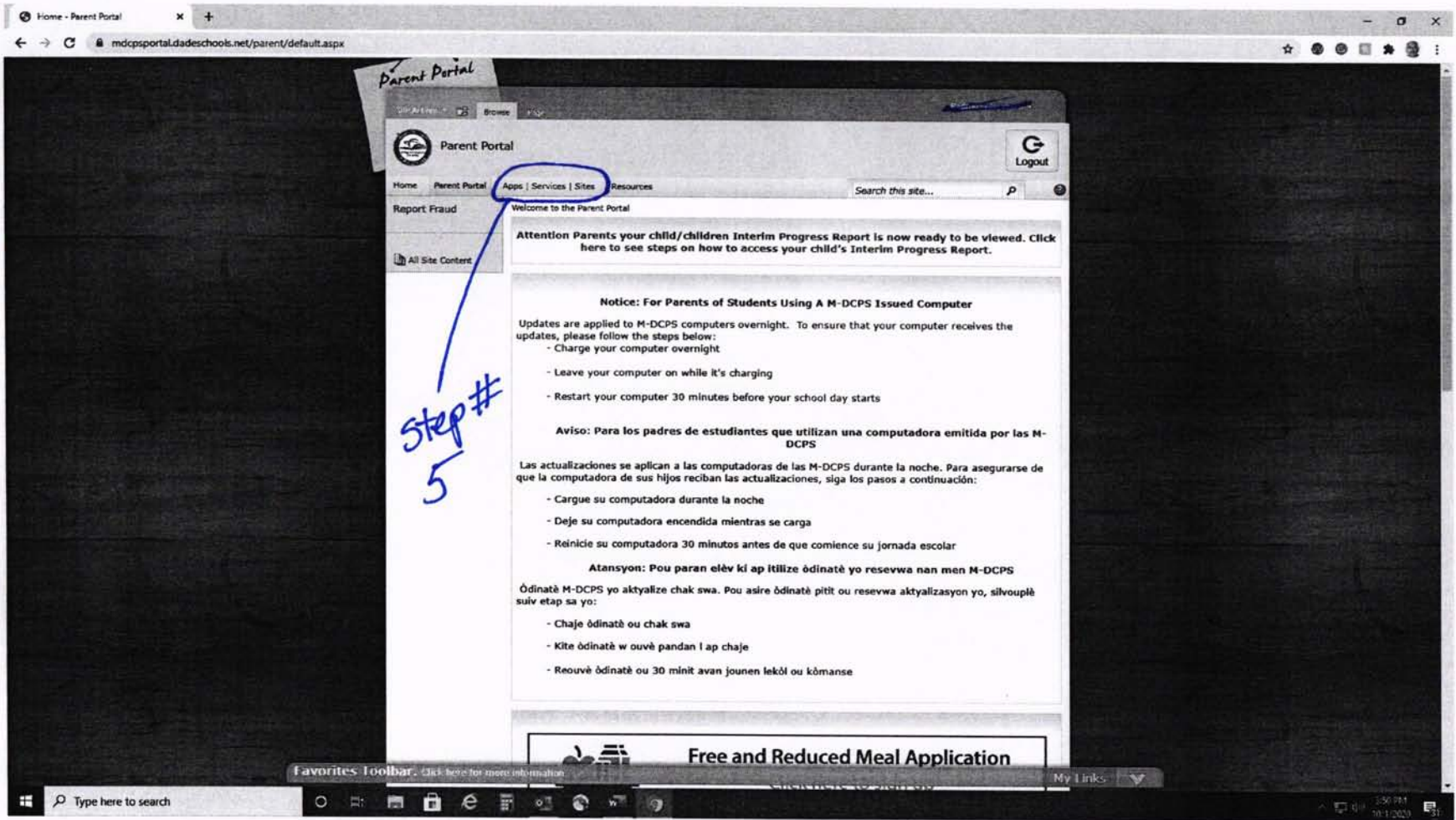
- 2020 Disaster Preparedness Sales Tax Holiday
- Becoming a Mentor
- Code of Student Conduct
- FCAT Information
- Florida KidCare
- Food and Nutrition
- Graduation Virtual Ceremonies

Parent Resources

- Project UP-START
- COVID-19 Parent Guide English | Spanish | Creole
- Instructional Continuity Plan 2.0 (ICP 2.0)
- Digital Device Distribution Information
- Stop the spread of germs
- Proper Handwashing Demo
- 2019 Title 1 Survey English | Spanish | Creole
- School Calendars
- Assistive Technology
- Federal & State Compliance
- Florida Prepaid
- Before / After School
- Be Safe
- Bullying
- Career Academies
- Career In A Year
- Career Tech Ed
- Civil Rights Compliance
- Coding-code.org
- Coding-scratch.mit.edu
- Community Engagement



Step# 4



Parent Portal



Parent Portal



Logout

Home Parent Portal **Apps | Services | Sites** Resources

Search this site...

Report Fraud

Welcome to the Parent Portal
Attention Parents your child/children Interim Progress Report is now ready to be viewed. Click here to see steps on how to access your child's Interim Progress Report.

All Site Content

Step #
5

Notice: For Parents of Students Using A M-DCPS Issued Computer

Updates are applied to M-DCPS computers overnight. To ensure that your computer receives the updates, please follow the steps below:

- Charge your computer overnight
- Leave your computer on while it's charging
- Restart your computer 30 minutes before your school day starts

Aviso: Para los padres de estudiantes que utilizan una computadora emitida por las M-DCPS

Las actualizaciones se aplican a las computadoras de las M-DCPS durante la noche. Para asegurarse de que la computadora de sus hijos reciban las actualizaciones, siga los pasos a continuación:

- Cargue su computadora durante la noche
- Deje su computadora encendida mientras se carga
- Reinicie su computadora 30 minutos antes de que comience su jornada escolar

Atansyon: Pou paran elèv ki ap itilize òdinatè yo resevwa nan men M-DCPS

Òdinatè M-DCPS yo aktyalize chak swa. Pou asire òdinatè pitit ou resevwa aktyalizasyon yo, silvoupè suiv etap sa yo:

- Chaje òdinatè ou chak swa
- kite òdinatè w ouvé pandan l ap chaje
- Reouvè òdinatè ou 30 minit avan jounen lekòl ou kòmanse

Free and Reduced Meal Application

Favorites toolbar. Click here for more information

My Links

Type here to search

1:56 PM
10/1/2023

Home - Apps | Services | Sites x +

mdcpsportal.ladeschools.net/apps/default.aspx

Parent Portal

Apps | Services | Sites

Home Parent Portal Apps | Services | Sites Resources Search this site...

Report Fraud

All Site Content

Welcome to Applications, Services, and Sites Page

Welcome to your Applications, Services, and Sites.

For easy access to your favorite applications, services, and sites click on the star appearing next to application. The application icon will appear on the Favorites Toolbar. To remove it, click on the star again, and the icon will be removed from the Favorites Toolbar.

Adult Ed. FOCUS Training Training environment for FOCUS	Alison Free online professional typing tutor that helps increase typing speed and accuracy for all educators, students, and parents	Axis360 Fiction and non-fiction eBooks and audiobooks for K-12 students
Be a School Volunteer Sign up to participate as a school volunteer	College Board Get your child reading, writing, and doing math today!	Computer Vision Syndrome Information from WebMD
CPALMS Online toolbar of information, standards-aligned vetted resources, and interactive tools organized by grade level for all educators, students, and parents	Duolingo Free language-learning platform that includes different language courses for all educators, students, and parents	Edmodo Free communication, collaboration, and coaching platform to share content, distribute quizzes, and assignments available for all teachers, students, and parents
FOCUS - REGISTRATION & PAYMENT SYSTEM FOR BEFORE/AFTER SCHOOL CARE PROGRAMS & COMMUNITY ED. CLASSES Online registration and payment system	GALE A comprehensive collection of databases containing authoritative periodicals and scholarly journals	Good Deeds! Good Deeds! Website Discounts for you! Dollars for Educators!
Infobase Learning Engaging curriculum-based digital reference content that covers a wide variety of core subject areas for all educators, students, and parents	Information from the American Optometric Association	Khan Academy Free online videos across all content areas and grade levels
Magnet Application Parents	Math Nation Free Algebra I, standards-aligned resource to prepare for the End-of-Course (EOC) exam	New York Times Full access to The New York Times and International New York Times content
OER (Parents and Students) Collections of free, high-quality educational materials, curated by the District for all employees, students, and parents	Open Enrollment Resources	OSP Online School Payments

Favorites Toolbar. Click here for more information.

My Links

Type here to search

2:50 PM 10/11/2020

Step # 6

Home - Apps | Services | Sites x Portal x +

dadecommunity.focuschoolsoftware.com/focus/Modules.php?modname=misc/Portal.php

Portal Help

1351 MIAMI SPRINGS ELEMENTARY
2020-2021

Portal
School Information
My Profile
Preferences
Calendar

Child Info
Absences
Fees & Payments
Customer Ledger

Class Schedule
Attendance
Purchase & Pay

District & School Announcements

News Events

Alerts

There are no alerts

01/24 12:00 AM LINK TO REGISTER AND PAY FOR THE HSR STUDENT ACCIDENT INSURANCE: District Announcement

Please [CLICK HERE](#) to access HSR:

- * It is required for all Before / Aftercare students and select Community Ed. students to obtain the HSR Student Accident Insurance issued through the district.
- * No students may participate in or attend a program that requires this insurance until the program staff have proof that the HSR Student Accident Insurance was purchased.

01/24 12:00 AM REQUIRED STUDENT REGISTRATION DOCUMENTS FOR AFTERCARE: District Announcement

Messenger Logout

Type here to search

1:51 PM 10/1/2020

Step #
7

Home - Apps | Services | Sites x Child Info x +

idadecommunity.focusschoolsoftware.com/focus/Modules.php?force_package=SIS&modname=Students/Student.php&student_id=853263&side_school=99#11

Child Info Child Info help

3381 - MIAMI SPRINGS ELEMENTARY
2020-2021

Portal
School Information
My Profile
Preferences
Calendar
Child Info
Absences
Fees & Payments
Customer Ledger

Class Schedule
Attendance
Purchase & Pay

Filter fields...
Addresses & Contacts
Emergency Contact Inform...
Enrollment
General

General

Special Instructions x
Allergies x
Allergy Type
* Birthdate [REDACTED]
Gender [REDACTED]
Student Email Address [REDACTED]@students.dadeschools.net
Local Student ID [REDACTED]

Student photographs and for videos may be taken and reproduced for us...

Messenger Logout

Type here to search

10:17 PM
10/1/2021

step#
8 click on
each tab.

- Portal
- School Information
- My Profile
- Preferences
- Calendar
- Child Info
- Class Schedule
- Absences
- Fees & Payments
- Customer Ledger
- Purchase & Pay

Step # 9

Emergency Contact Information

*** Emergency Contact Name** [Redacted]

*** Emergency Contact's Relationship to you** Parent

*** Emergency Contact Address** [Redacted]

*** Emergency Contact City** [Redacted]

*** Emergency Contact State** [Redacted]

*** Emergency Contact Zip Code** [Redacted]

*** Emergency Contact Home Phone** [Redacted]

*** Emergency Contact Work Phone** [Redacted]

*** Emergency Contact Cell Phone** [Redacted]

*** Emergency Contact Email** [Redacted]

*** List name of person or persons authorized to pick up student if enroll...**

*** Student dismissal arrangements. Please choose all that apply.** Picked up by parent or guardian

*** Other Dismissal Arrangements:** [Redacted]

*** Medical alerts and / or allergies. Comments.** [Redacted]

*** In an emergency, permission is granted for staff to call for 911 emerge...** [Redacted]

*** Is enrolled student 18 years old or older.** [Redacted]

*** Adult registrant or parent / guardian signature** [Redacted]

*** Date** [Redacted]

[Influenza Brochure \(Please click here to see the document\)](#)

Please sign your name if you have read and agree to the terms of the Inf...

[Student Receipt and Acknowledgement Form \(Please click here to see the document\)](#)

Please sign your name if you have read and agree to the terms of the Stu...

[Media Release Parental Consent Form \(Please click here to see the document\)](#)

Have you read and agree to the terms of the Media Release Parental For... Yes

Please sign your name [Redacted]

- Portal
- School Information
- My Profile
- Preferences
- Calendar
- Child Info
- Class Schedule
- Absences
- Attendance
- Fees & Payments
- Purchase & Pay
- Customer Ledger

Search Empty Cart Checkout 0 Items | \$0.00

Keyword	Class Start Date	Courses	Schools	Zipcode
<input type="text" value="Search"/>	<input type="text" value="10/01/2020"/> <input type="text" value="02/01/2021"/>	<input type="text" value="AFTER SCHOOL CARE - ANNU..."/>	<input type="text" value="3381 - MIAMI SPRINGS ELEME..."/>	<input type="text" value="Zipcode"/>

STORY HOUR CARE - 5 DAY - M-F - ANNUAL PROGRAM
STORY HOUR CARE - 5 DAY - M-F - ANNUAL PROGRAM
3381 - MIAMI SPRINGS ELEMENTARY
Instructor: TEACHER, TBA
Mon, Oct 5 - Tue, Oct 20
Meeting Days: MTWTF
\$72.00
Story Hour care programs provide planned educational and enrichment curricula, which may include homework assistance, subject area tutorials, arts and crafts, indoor and outdoor games, and other recr...

+ Add to Cart

BEFORE SCHOOL CARE - ANNUAL PROGRAM
BEFORE SCHOOL CARE - ANNUAL PROGRAM
3381 - MIAMI SPRINGS ELEMENTARY
Instructor: TEACHER, TBA
Mon, Oct 5 - Tue, Oct 20
Meeting Days: MTWTF
\$72.00
Before-school care programs provide planned educational and enrichment curricula, which may include homework assistance, subject area tutorials, arts and crafts, indoor and outdoor games, and other r...

+ Add to Cart

No items yet.

AFTER SCHOOL CARE - ANNUAL PROGRAM
AFTER SCHOOL CARE - ANNUAL PROGRAM
3381 - MIAMI SPRINGS ELEMENTARY
Instructor: TEACHER, TBA
Mon, Oct 5 - Tue, Oct 20
Meeting Days: MTWTF
\$132.00
After-school care programs provide planned educational and enrichment curricula, which include homework assistance, subject area tutorials, arts and crafts, snack time, indoor and outdoor games, and ...

+ Add to Cart

Step # 10 Pick CLASS

Home - Apps | Services | Sites x Purchase & Pay x +

dadcommunity.focusschoolsoftware.com/focus/Modules.php?force_package=SIS&modname=Store/Store.php&student_id=853263&side_school=99

Purchase & Pay Help

3381 - MIAMI SPRINGS ELEMENTARY
2020-2021

Portal
School Information
My Profile
Preferences
Calendar

Child Info
Absences
Fees & Payments
Customer Ledger

Class Schedule
Attendance
Purchase & Pay

Search

Empty Cart Checkout 1 Items | \$132.00

Keyword Class Start Date Courses Schools Zipcode

Search... 10/01/2020 02/01/2021 AFTER SCHOOL CARE - ANNU... 3381 - MIAMI SPRINGS ELEME... Zipcode

STORY HOUR CARE - 5 DAY - M-F - ANNUAL PROGRAM
STORY HOUR CARE - 5 DAY - M-F - ANNUAL PROGRAM
3381 - MIAMI SPRINGS ELEMENTARY
Instructor: TEACHER, TBA
Mon, Oct 5 - Tue, Oct 20
Meeting Days: MTWHF
\$72.00
Story Hour care programs provide planned educational and enrichment curricula, which may include homework assistance, subject area tutorials, arts and crafts, indoor and outdoor games, and other recr...

+ Add to Cart

BEFORE SCHOOL CARE - ANNUAL PROGRAM
BEFORE SCHOOL CARE - ANNUAL PROGRAM
3381 - MIAMI SPRINGS ELEMENTARY
Instructor: TEACHER, TBA
Mon, Oct 5 - Tue, Oct 20
Meeting Days: MTWHF
\$72.00
Before-school care programs provide planned educational and enrichment curricula, which may include homework assistance, subject area tutorials, arts and crafts, indoor and outdoor games, and other r...

+ Add to Cart

AFTER SCHOOL CARE - ANNUAL PROGRAM
AFTER SCHOOL CARE - ANNUAL PROGRAM
3381 - MIAMI SPRINGS ELEMENTARY
Instructor: TEACHER, TBA
Mon, Oct 5 - Tue, Oct 20
Meeting Days: MTWHF
\$132.00
After-school care programs provide planned educational and enrichment curricula, which include homework assistance, subject area tutorials, arts and crafts, snack time, indoor and outdoor games, and ...

+ Add to Cart

AFTER SCHOOL CARE - ANNUAL PROGRAM
3381 - MIAMI SPRINGS ELEMENTARY
Mon, Oct 5 - Tue, Oct 20
Student: [REDACTED]
\$132.00
Remove from Cart

Messenger Logout

Type here to search

2:50 PM 10/1/2020

step # 11
You will see picked class here

- Portal
- School Information
- My Profile
- Preferences
- Calendar
- Child Info
- Absences
- Fees & Payments
- Customer Ledger
- Class Schedule
- Attendance
- Purchase & Pay

Search Empty Cart Checkout 1 Items | \$132.00

Enrolling in the following courses:

AFTER SCHOOL CARE - ANNUAL PROGRAM
3381 - MIAMI SPRINGS ELEMENTARY
Mon, Oct 5 - Tue, Oct 20
Student: [REDACTED]
\$132.00

Sub-total: \$132.00
Total to be collected: \$132.00

Step #
12

Home - Apps | Services | Sites x Purchase & Pay x +

dadecommunity.focuschoolsoftware.com/focus/Modules.php?force_package=SIS&modname=Store/Store.php&student_id=853263&side_school=99

1781 MIAMI SPRINGS ELEMENTARY
2020-2021

Purchase & Pay Help

Portal
School Information
My Profile
Preferences
Calendar

Child Info
Absences
Fees & Payments
Customer Ledger


Class Schedule
Attendance
Purchase & Pay

Search

Empty Cart Checkout 1 Items | \$132.00

Secure Payment Form

Pay by Credit Card



First Name on Card * Last Name on Card *

Card Number * Expiration * CVC *

We accept: Visa, Mastercard

Sub-total: \$132.00
Total to be collected: \$132.00

Cancel Complete Checkout

Messenger Logout

Type here to search

1:44 PM 10/1/2020

Step #
13

Done