

Summer Work



June 03, 2024

Dear Parents,

As the 2023-2024 school year comes to an end, we know that the summer months are a time to relax and take a much-needed break from school activities. Yet this break from school activities often causes what is called a "summer slide," which is the loss of academic skills and knowledge and can cause them to fall behind at the beginning of the year.

To combat the "summer slide" Oliver Hoover Elementary is requesting that all the students in kindergarten, moving on to 1st grade review and complete the attached packet before the start of the 2024-2025 school year in August. Parent's, please work with your child throughout the summer, to complete the packet and reinforce any concepts, so they are ready for 2nd grade.

The Summer Packet and Summer Reading Journal will be collected in August, during the first week of school, by your child's future teacher.

Have a wonderful summer!

First Grade Teachers

03 de junio de 2024

Estimados padres,

A medida que el año escolar 2023-2024 llega a su fin, sabemos que los meses de verano son un momento para relajarse y tomar un descanso muy necesario de las actividades escolares. Sin embargo, esta pausa en las actividades escolares a menudo provoca lo que se llama un "deslizamiento de verano", que es la pérdida de habilidades y conocimientos académicos y puede provocar que se retrasen a principios de año.

Para combatir la "deslizamiento del verano", la escuela primaria Oliver Hoover solicita que todos los estudiantes de jardín de infantes, que pasan al primer grado, revisen y completen el paquete adjunto antes del inicio del año escolar 2024-2025 en agosto. Padres, trabajen con su hijo durante el verano para completar el paquete y reforzar cualquier concepto, de modo que esté listo para el segundo grado.

El paquete de verano y el diario de lectura de verano serán recogidos en agosto, durante la primera semana de clases, por el futuro maestro de su hijo.

¡Que tengas un verano maravilloso!

Maestros de primer grado



i-Ready Summer Reading & Summer Math Activities

*Complete all 10 of the lessons for i-Ready Reading

*Complete all 10 of the lessons for i-Ready Math

(see attached Home Summer Log 2024 – Incoming 1st grade)

How to access i-Ready

1. Log in to www.Hoover.dadeschools.net
 2. Click on students (tab)
 3. Click on student portal
 4. Enter username and password (click login)
 5. Scroll down to Schoology (click on it)
 6. Click the teachers class
 7. Click on i-Ready (left bottom side of screen)
-

Actividades de lectura y matemáticas de verano de

*Completa las 10 lecciones de i-Ready Reading

*Completa las 10 lecciones de i-Ready Math

(consulte el Registro de verano del hogar 2024 adjunto: entrantes al 1.er grado)

Cómo acceder a i-Ready

1. Inicie sesión en www.Hoover.dadeschools.net
2. Haga clic en estudiantes (pestaña)
3. Haga clic en el portal del estudiante.
4. Ingrese el nombre de usuario y la contraseña (haga clic en iniciar sesión)
5. Desplácese hacia abajo hasta Schoology (haga clic en él)
6. Haga clic en la clase de profesores.
7. Haga clic en i-Ready (parte inferior izquierda de la pantalla)



Username:		Password:		
Date	Lesson Name	Score % Go to: My Progress	Time on Task	Parent's Initials
Reading (complete all 10 lessons and fill out information) (completa las 10 lecciones y completa la información)				
	Break Up Words with Continuous Sounds			
	Break Up Words with Stop Sounds			
	Add Beginning Sounds to Make Words			
	Substitute Middle Vowel Sounds to Make Words			
	Find the Main Topic			
	High Frequency Words: Lesson 13			
	Connect Words and Pictures in a Text			
	Working with Words: 15			
	Connect Words and Pictures in a Story			
	Working with Words: 23			
Mathematics (complete all 10 lessons and fill out information) (completa las 10 lecciones y completa la información)				
	Practice: Count up to 10 Objects in Rows or Arrays			
	Count up to 10 Objects in Different Arrangements			
	Make Groups of Up to 10 Objects			
	Number Partners for 8 and 9			
	Add Within 5			
	Subtract Within 5			
	Practice: Add and Subtract Within 5			
	Add Within 10			
	Subtract Within 10			
	Practice Add and Subtract Within 10, Part 1			

Each lesson varies in time and a score will not be available until a student completes the lesson

Incoming 1st Grade Summer Reading

1. Read a Fiction book
 - a. Complete Story Butterfly
2. Read a Nonfiction book
 - a. Complete Read All About It!
3. Read another Fiction Book & another NonFiction book
 - a. Complete Comparison Bug

****You can use myON to read books to complete the Reading****

How to Access myON

1. Log in to www.Hoover.dadeschools.net
2. Click on students (tab)
3. Click on student portal
4. Enter username and password (click login)
5. Scroll down to Schoology (click on it)
6. Click the teachers class
7. Click on Renaissance Star and myON (left bottom side of screen)
8. Click on myON icon
9. Begin looking for Fiction and NonFiction books

Lectura de verano para estudiantes entrantes de primer grado

1. Leer un libro de ficción
 - a. Historia completa Mariposa
2. Leer un libro de no ficción
 - a. ¡Lea todo sobre ello!
3. Lea otro libro de ficción y otro libro de no ficción.
 - a. Error de comparación completo

****Pueden usar myON para leer libros y completar la lectura****

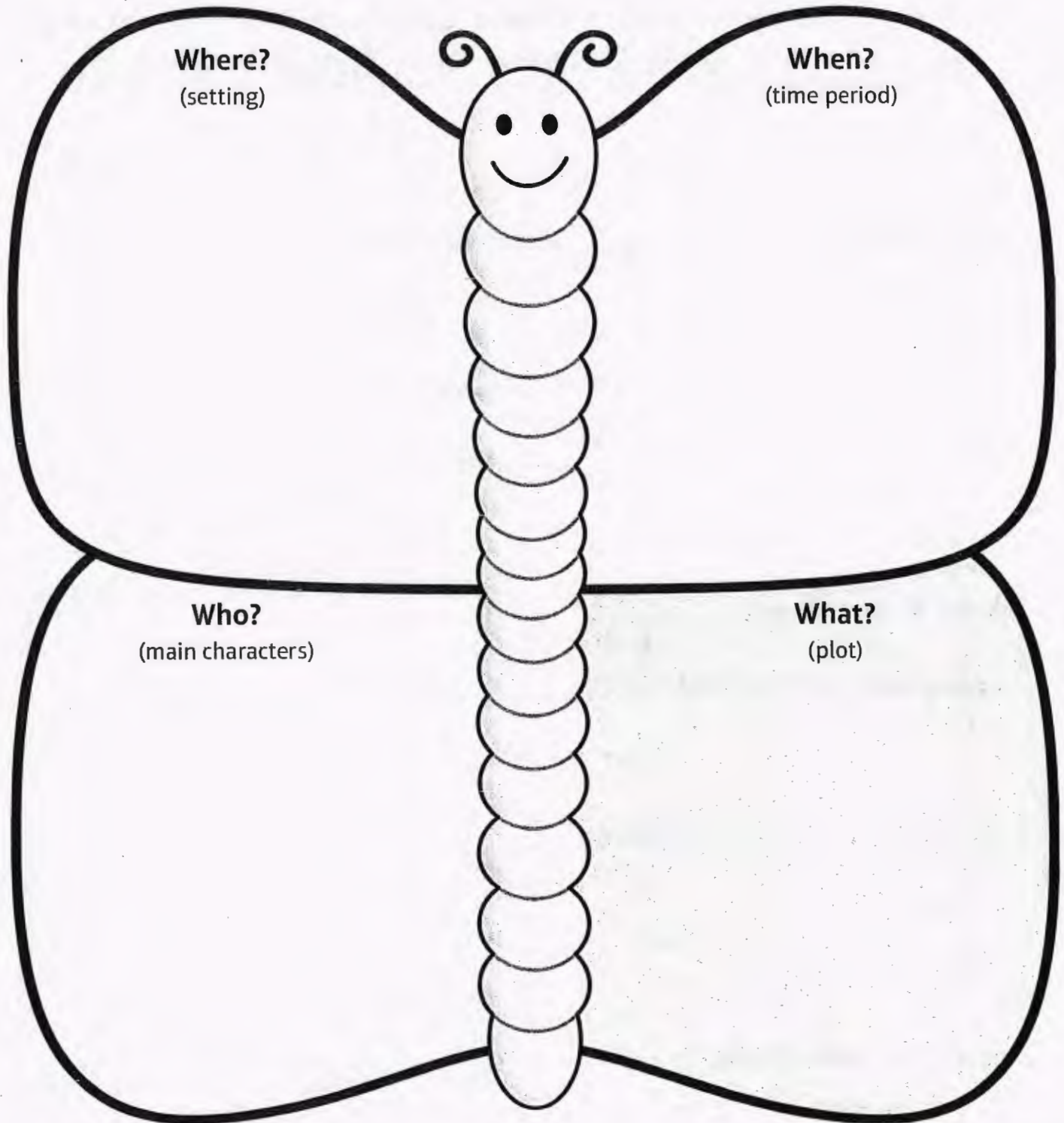
Cómo acceder a myON

1. Inicie sesión en www.Hoover.dadeschools.net
2. Haga clic en estudiantes (pestaña)
3. Haga clic en el portal del estudiante.
4. Ingrese el nombre de usuario y la contraseña (haga clic en iniciar sesión)
5. Desplácese hacia abajo hasta Schoology (haga clic en él)
6. Haga clic en la clase de profesores.
7. Haga clic en Renaissance Star y myON (parte inferior izquierda de la pantalla)
8. Haga clic en el ícono myON
9. Busque libros de ficción o no ficción para leer.

Story Butterfly

Reading a wonderful book is beautiful! Fill in the butterfly to tell where and when the story took place, as well as who and what it was about.

Title: _____



Read All About It!

Nonfiction books tell about things that are real, not pretend. Fill in the blanks and draw a picture to write about a nonfiction book you read.

The Book Time

Awesome Kid Reads Nonfiction Book!

Today, _____ of _____ did
your name hometown

something amazing! _____ read a nonfiction book

He/She

called _____ by

book title

_____. The book was about _____
author's name topic of book

_____. In the book, _____
your name again

learned this great fact: _____
fact from the book

Wow! The book was _____
book's length

pages long, but that didn't stop

_____. That
your name again

incredible kid just kept right on

reading! _____
your name again

plans on reading another

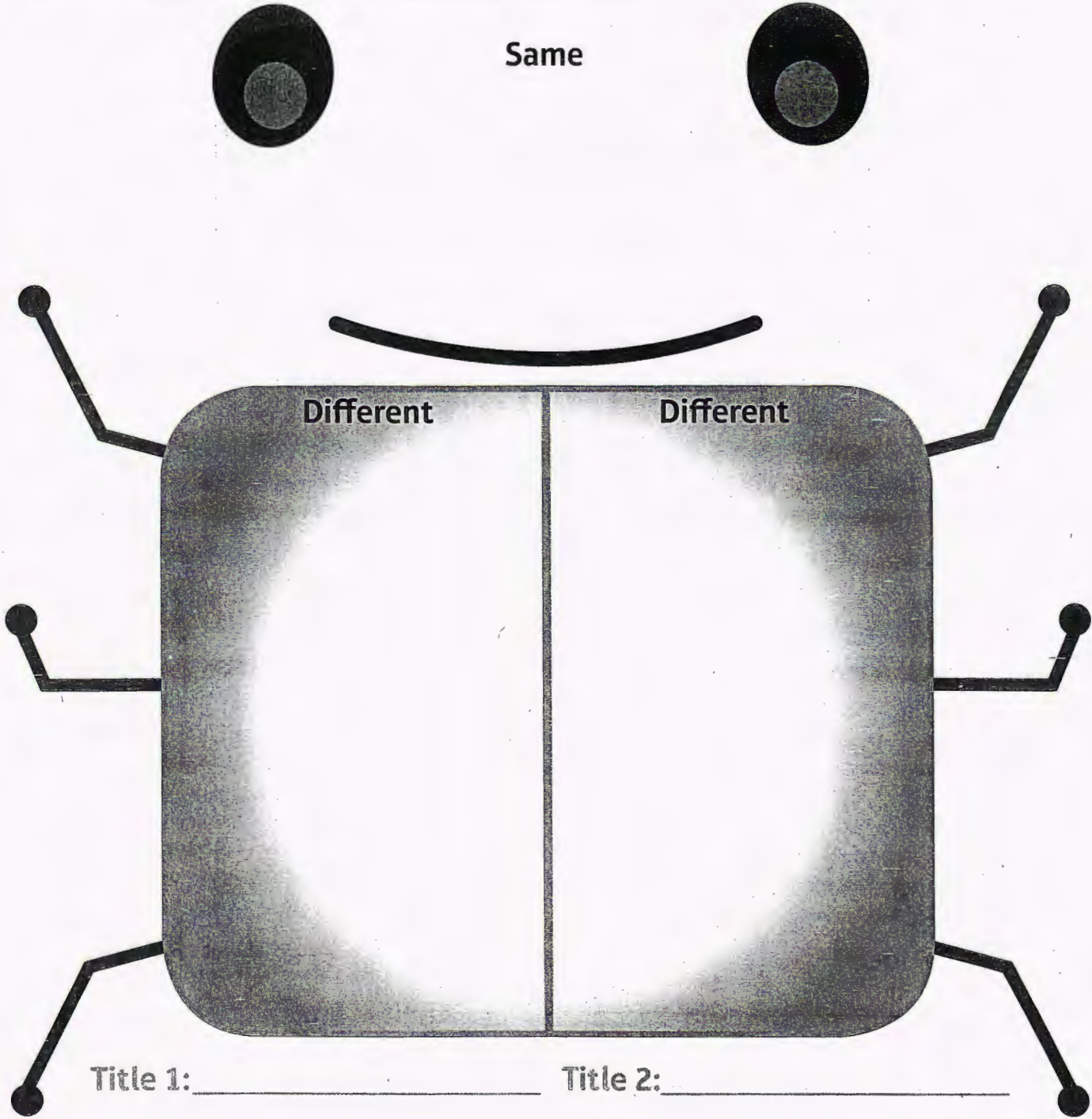
nonfiction book soon!



Draw a picture to tell about your nonfiction book here.

Comparison Bug

Compare means to look closely at two or more things to see how they are alike and different. Pick two books to compare. Write ways they are the same on the bug's head. Write ways they are different on each side of the bug's body.



FAMILY
★ TIP ★

Boost comparison skills by challenging children to compare simple pairs in your home, such as an apple and orange, a comb and brush, a book and TV, or even a stuffed cat and real cat. For each pair, can kids come up with at least five ways they are different and the same?

High Frequency Words (HFW)

On the next page are the High Frequency Words (HFW) we will be reviewing in first grade, but they should know the first 100 Fry Words below by sight before coming into first grade.

Fry's First 100 Words Student Copy

the	he	at	but	there	will	some	two	my	find
of	was	be	not	use	up	her	more	than	long
and	for	this	what	an	other	would	write	first	down
a	on	have	all	each	about	make	go	water	day
to	are	from	were	which	out	like	see	been	did
in	as	or	we	she	many	him	number	called	get
is	with	one	when	do	then	into	no	who	come
you	his	had	your	how	them	time	way	am	made
that	they	by	can	their	these	has	could	its	may
it	I	words	said	if	so	look	people	now	part

McGraw-Hill Wonders
Grade 1 High Frequency Word List by Unit

**Note: Additional Dolch and Fry Words from Florida's B.E.S.T. Standards*

Unit/Week	HFW
Start Smart (Week 1): Review	<i>a, can, do, go, has, he, I, like, to, you</i>
Start Smart (Week 2): Review	<i>this, is, my, look, little, where, here, play, the, we</i>
Start Smart (Week 3): Review	<i>are, me, she, with, for, and, have, said, see, was</i>
Unit 1 Week 1	<i>does, not, school, what</i>
Unit 1 Week 2	<i>down, out, up, very</i>
Unit 1 Week 3	<i>be, come, good, pull</i>
Unit 1 Week 4	<i>fun, make, they, too</i>
Unit 1 Week 5	<i>jump, move, run, two</i>
Unit 1 Week 6	Review words as needed

Unit/Week	HFW
Unit 2 Week 1	<i>again, help, new, there, use</i>
Unit 2 Week 2	<i>could, live, one, then, three</i>
Unit 2 Week 3	<i>eat, no, of, under, who</i> <i>* an, ask, as</i>
Unit 2 Week 4	<i>all, call, day, her, want</i> <i>* fly, going, had</i>
Unit 2 Week 5	<i>around, by, many, place, walk</i> <i>* him, his, just</i>
Unit 2 Week 6	Review words as needed <i>* let, may, open</i>

Unit/Week	HFW
Unit 3 Week 1	<i>away, now, some, today, way, why</i> <i>* put, round, stop</i>
Unit 3 Week 2	<i>green, grow, pretty, should, together, water</i> <i>* take, thank, them</i>
Unit 3 Week 3	<i>any, from, happy, once, so, upon</i> <i>* think, were, when</i>
Unit 3 Week 4	<i>ago, boy, girl, how, old, people</i> <i>* in, that, it</i>
Unit 3 Week 5	<i>after, buy, done, every, soon, work</i> <i>* on, at, word</i>
Unit 3 Week 6	Review words as needed <i>* but, your, each</i>

Unit/Week	HFW
Unit 4 Week 1	<i>about, animal, carry, eight, give, our</i> <i>* which, their, if</i>
Unit 4 Week 2	<i>because, blue, into, or, other, small</i> <i>* will, then, these</i>
Unit 4 Week 3	<i>find, food, more, over, start, warm</i> <i>* time, number, than</i>
Unit 4 Week 4	<i>caught, flew, know, laugh, listen, were</i> <i>* first, been, am</i>
Unit 4 Week 5	<i>found, hard, near, woman, would, write</i> <i>* its, long, did</i>
Unit 4 Week 6	Review words as needed <i>* get, made, part</i>

Unit/Week	HFW
Unit 5 Week 1	<i>four, large, none, only, put, round</i>
Unit 5 Week 2	<i>another, climb, full, great, poor, through</i>
Unit 5 Week 3	<i>began, better, guess, learn, right, sure</i>
Unit 5 Week 4	<i>color, early, instead, nothing, oh, thought</i>
Unit 5 Week 5	<i>above, build, fall, knew, money, toward</i>
Unit 5 Week 6	Review words as needed

Unit/Week	HFW
Unit 6 Week 1	<i>answer, brought, busy, door, enough, eyes</i>
Unit 6 Week 2	<i>brother, father, friend, love, mother, picture</i>
Unit 6 Week 3	<i>been, children, month, question, their, year</i>
Unit 6 Week 4	<i>before, front, heard, push, tomorrow, your</i>
Unit 6 Week 5	<i>favorite, few, gone, surprise, wonder, young</i>
Unit 6 Week 6	Review words as needed

Math Skills

Counting:

Your child should come into first grade knowing how to:

- a. Count 1 – 100 verbally and written by 1's and by 10's.
- b. Count by 5's from 1 – 50 verbally and written.
- c. Count by 10s starting at a given number.
 - a. Ex: 33, 43, 53,
- d. Know what number comes before and what number comes after a given number. Ex: ____ 14 ____.
- e. Know what comes in between. Ex: 21 _____ 23
- f. Know how to count backwards from a given number.
 - a. Ex: 33, 32, 31, 30,

Count by 1 from 1 to 100

1	2	3	4	5	6	7	8	9	10
11	12	13	14	15	16	17	18	19	20
21	22	23	24	25	26	27	28	29	30
31	32	33	34	35	36	37	38	39	40
41	42	43	44	45	46	47	48	49	50
51	52	53	54	55	56	57	58	59	60
61	62	63	64	65	66	67	68	69	70
71	72	73	74	75	76	77	78	79	80
81	82	83	84	85	86	87	88	89	90
91	92	93	94	95	96	97	98	99	100

Habilidades matemáticas

Contando:

Su hijo(a) debe llegar al primer grado sabiendo cómo:

- a. Cuente del 1 al 100 verbalmente y escrito de 1 en 1 y de 10 en 10.
- b. Cuente de 5 en 5 del 1 al 50 de forma oral y escrita.
- c. Cuente de 10 en 10 comenzando en un número determinado.
 - a. Ej: 33, 43, 53,
- d. Sepa qué número viene antes y qué número viene después de un número determinado.
 - a. Ej: ____ 14 ____.
- e. Sepa lo que hay en el medio. Ej: 21 _____ 23
- f. Saber contar hacia atrás a partir de un número determinado.
 - a. Ej: 33, 32, 31, 30,

Count by 1 from 1 to 100

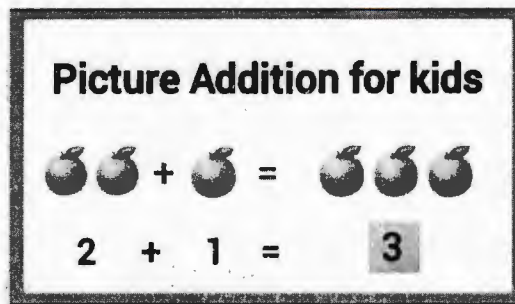
1	2	3	4	5	6	7	8	9	10
11	12	13	14	15	16	17	18	19	20
21	22	23	24	25	26	27	28	29	30
31	32	33	34	35	36	37	38	39	40
41	42	43	44	45	46	47	48	49	50
51	52	53	54	55	56	57	58	59	60
61	62	63	64	65	66	67	68	69	70
71	72	73	74	75	76	77	78	79	80
81	82	83	84	85	86	87	88	89	90
91	92	93	94	95	96	97	98	99	100

Math Skills

Adding and Subtracting:

Your child should come into first grade being able to fluently add and subtract within 5

1. Using objects, fingers, mental images, drawings



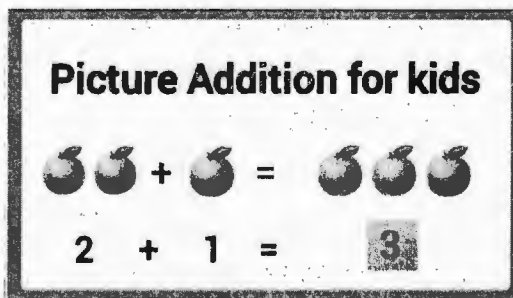
2. With equations
 - a. $3 + 3 = 6$
 - $4 - 2 = 2$
3. Know the addition, subtraction, and equal signs
 - a. +, -, =

Habilidades matemáticas

Sumar y restar:

Su hijo(a) debería comenzar el primer grado siendo capaz de sumar y restar con fluidez hasta 5

1. Usar objetos, dedos, imágenes mentales, dibujos.



2. Con ecuaciones
 - a. $3 + 3 = 6$
 - $4 - 2 = 2$
3. Conoce la suma, la resta y los signos iguales.
 - a. +, -, =