

# SUMMER

May 28, 2024

Dear Parents,

With the end of the school year upon us, we know you are making plans for your child's summer vacation activities. While the summer months are a welcome opportunity for fun and relaxation, the break from school activities often causes students to experience a delay in learning upon returning to school in the fall.

Oliver Hoover Elementary is requesting that all students in 1<sup>st</sup> grade, moving up to 2<sup>nd</sup> grade, complete the attached packet before the start of the 2024-2025 school year. Parents can work with their children, throughout the summer, to help reinforce any concepts they need help with. **This Summer Packet will be picked up in August, during the first week of school, by your child's future teacher.**

Have a wonderful summer!

Best regards,

*Second Grade Teachers*

---

28 de junio de 2024

Estimados padres,


Con el final del año escolar que ya está próximo, sabemos que usted está haciendo planes para las actividades de vacaciones de verano de su hijo. Si bien los meses de verano son una oportunidad bienvenida para la diversión y la relajación, el descanso de las actividades escolares a menudo hace que los estudiantes experimenten un retraso en el aprendizaje al regresar a la escuela en el otoño.

Oliver Hoover Elementary está solicitando que todos los estudiantes en 1<sup>er</sup> grado, ascendiendo a 2<sup>do</sup> grado, completen el paquete adjunto antes del inicio del año escolar 2024-2025. Los padres pueden trabajar con sus hijos, durante todo el verano, para ayudar a reforzar cualquier concepto con el que necesiten ayuda. **El Paquete de Verano será recogido en agosto, durante la primera semana de clases, por el futuro maestro de su hijo/a.**

¡Que tengan un verano maravilloso!

Saludos,

*Maestros de Segundo Grado*






## Summer Reading/ Math

### How to access i-Ready

4. Log in to [www.Hoover.dadeschools.net](http://www.Hoover.dadeschools.net)
5. Click on Students (tab)
6. Click on student portal
7. Enter username and password (click login)
8. Scroll down to Schoology (click on it)
9. Click Teachers Class
10. Click on i-Ready (left bottom side of screen)
11. Complete 10 Lessons of i-Ready Reading & 10 Lessons of i-Ready Math



	Username:	Password:		
Date	Lesson Name	Score % Go to: My Progress	Time on Task	Parent's Initials
<b>Reading</b>				
	Blend Words with Digraphs, Trigraphs, Blends			
	Changing y to i with Endings -es, ed			
	Bossy- r Vowels er ir, ur			
	Describe Settings			
	Break Up Words with Digraphs, Trigraphs, Blends			
	Working with Words: 24			
	Retell Stories			
	High Frequency Words: Lesson 20			
	Describe Connections Between Events			
	Find the Main Topic			
<b>Mathematics</b>				
	Make a Ten to Add			
	Make a Ten to Subtract			
	Fluently Add and Subtract Within 10			
	Identify Teen Numbers			
	Build Teen Numbers			
	Practice: Identify Two-Digit Numbers			
	Add Multiples of Ten to Any Two-Digit Number			
	Add Multiples of Ten to Multiples of Ten			
	Subtract Multiples of Ten from Multiples of Ten			
	"Take from Start Unknown" Word Problems			

\*Each lesson varies in time and a score will not be available until a student completes the lesson\*



myON

Manage digital books and create projects

---

## Summer Reading

### How to access Myon

- 1- Log in to [www.Hoover.dadeschools.net](http://www.Hoover.dadeschools.net)
- 2- Click on Students (tab)
- 3- Click on student portal
- 4- Enter username and password (click login)
- 5- Scroll down to Schoology (click on it)
- 6- Click Teachers Class
- 7- Click on Renaissance Star and myOn (left bottom side of screen)
- 8- Click on myON icon
- 9- Insert book title in the search bar
  1. Desert animal adaptation by Murphy, Julie
  2. ZekeMeeks by Green, D.L
- 10- Complete book report (attached)
- 11- Students will take an A.R test on the book **by Thursday, August 22.**  
Grade will be imported into the grade book.

# Incoming 2nd Graders Book Report

Name: \_\_\_\_\_

## A. Introduction

1. Title: \_\_\_\_\_
2. Author: \_\_\_\_\_
3. Type of book: \_\_\_\_\_

## B. Body

### 1. When and where the story takes place

a. Time: \_\_\_\_\_

b. Place: \_\_\_\_\_

### 2. Who/ What is the story about?

a. List principal characters:

\_\_\_\_\_

b. Write a descriptive paragraph about the most interesting character in the book

\_\_\_\_\_  
\_\_\_\_\_  
\_\_\_\_\_  
\_\_\_\_\_

**\*Remember A.R Test will be done within the first week of school \***



## Grades 3-6 • High-Frequency Word Cards

1. a
2. about
3. after
4. again
5. all
6. also
7. always
8. am
9. an
10. and
11. another
12. any
13. are
14. around
15. as
16. ask
17. at
18. ate
19. away
20. back
21. be
22. because
23. been
24. before
25. best
26. better
27. big
28. black
29. blue
30. both
31. bring
32. brown
33. but
34. buy
35. by
36. call
37. called
38. came
39. can
40. carry
41. clean
42. cold
43. come
44. could
45. cut
46. day
47. did
48. different
49. do
50. does
51. done
52. don't
53. down
54. draw
55. drink
56. each
57. eat
58. eight
59. even
60. every
61. fall
62. far
63. fast
64. find
65. first
66. five
67. fly
68. for
69. found
70. four
71. from
72. full
73. funny
74. gave
75. get
76. give
77. go
78. goes
79. going
80. good
81. got
82. green
83. grow
84. had
85. has
86. have
87. he
88. help
89. her
90. here
91. him
92. his
93. hold
94. hot
95. how
96. hurt
97. I
98. if
99. in
100. into
101. is
102. it
103. its
104. jump
105. just
106. keep
107. kind
108. know
109. laugh
110. let
111. light
112. like
113. little
114. live
115. long
116. look
117. made
118. make
119. man
120. many
121. may
122. me
123. more
124. most
125. much
126. must
127. my
128. myself
129. never
130. new
131. no
132. not
133. now
134. number
135. of
136. off
137. old
138. on


# Summer Green Light Challenge

Dear Parents/Guardians,

Help your child avoid the “summer slide” and encourage them to use their Reflex account this summer! Reflex is an online, game-based program that helps students build fast and effortless recall of math facts. Research has shown that quick recall of math facts is critical for future success in mathematics.


## Summer Green Light Challenge

- Have your child log each Green Light day on the following sheets.
- Ask them what their highest score is in one of the Tree house games listed on the bottom!



## Parent Reporting Account Sign-Up


Your child's login



Parents can monitor their child's progress with a Free Reflex Parent Account. Use the instructions below.

1. Go to [reflexmath.com/parents](http://reflexmath.com/parents)
2. Follow the onscreen instructions to get free access.
3. Once logged in, follow instructions to add your child.

Contact ExploreLearning Customer Service with any questions  
[Support@reflexmath.com](mailto:Support@reflexmath.com)



**R** Reflex

# SUMMER

## Green Light Challenge







# JUNE

Name \_\_\_\_\_

Grade \_\_\_\_\_

MONDAY	TUESDAY	WEDNESDAY	THURSDAY	FRIDAY	SATURDAY	SUNDAY
<input type="checkbox"/>	<input type="checkbox"/>	<input type="checkbox"/>	<input type="checkbox"/>	<input type="checkbox"/>	<input type="checkbox"/>	<input type="checkbox"/>
<input type="checkbox"/>	<input type="checkbox"/>	<input type="checkbox"/>	<input type="checkbox"/>	<input type="checkbox"/>	<input type="checkbox"/>	<input type="checkbox"/>
<input type="checkbox"/>	<input type="checkbox"/>	<input type="checkbox"/>	<input type="checkbox"/>	<input type="checkbox"/>	<input type="checkbox"/>	<input type="checkbox"/>
<input type="checkbox"/>	<input type="checkbox"/>	<input type="checkbox"/>	<input type="checkbox"/>	<input type="checkbox"/>	<input type="checkbox"/>	<input type="checkbox"/>
<input type="checkbox"/>	<input type="checkbox"/>	<input type="checkbox"/>	<input type="checkbox"/>	<input type="checkbox"/>	<input type="checkbox"/>	<input type="checkbox"/>

Write your highest score for each game from this month!



Parent Signature \_\_\_\_\_






Reflex

# SUMMER

## Green Light Challenge





# JULY

Name \_\_\_\_\_

Grade \_\_\_\_\_

MONDAY	TUESDAY	WEDNESDAY	THURSDAY	FRIDAY	SATURDAY	SUNDAY
<input type="checkbox"/>	<input type="checkbox"/>	<input type="checkbox"/>	<input type="checkbox"/>	<input type="checkbox"/>	<input type="checkbox"/>	<input type="checkbox"/>
<input type="checkbox"/>	<input type="checkbox"/>	<input type="checkbox"/>	<input type="checkbox"/>	<input type="checkbox"/>	<input type="checkbox"/>	<input type="checkbox"/>
<input type="checkbox"/>	<input type="checkbox"/>	<input type="checkbox"/>	<input type="checkbox"/>	<input type="checkbox"/>	<input type="checkbox"/>	<input type="checkbox"/>
<input type="checkbox"/>	<input type="checkbox"/>	<input type="checkbox"/>	<input type="checkbox"/>	<input type="checkbox"/>	<input type="checkbox"/>	<input type="checkbox"/>
<input type="checkbox"/>	<input type="checkbox"/>	<input type="checkbox"/>	<input type="checkbox"/>	<input type="checkbox"/>	<input type="checkbox"/>	<input type="checkbox"/>

Write your highest score for each game from this month!



Parent Signature \_\_\_\_\_

